



District Report Card: 2017


State: Uttarakhand	District: Almora
Class: 8	Subject: Language
Schools: 51	Students: 1147


Participation/Coverage


Students

GENDER 	Boys		Girls	
	Number	%	Number	%
	508	44.29	639	55.71

AREA 	Rural		Urban	
	Number	%	Number	%
	1088	94.86	59	5.14

CATEGORY 	SC		ST		OBC		GEN	
	Number	%	Number	%	Number	%	Number	%
	404	35.22	2	0.17	21	1.83	720	62.77

CWSN 	LD	VI	HI	S&LD	ID	Oth
	0	1	1	2	2	0

Management 	Government		Government-aided	
	Number	%	Number	%
	999	87.10	148	12.90

Average Performance of Students in Language (%)

Overall	Gender		Area		Management		Social Group			
	Male	Female	Rural	Urban	Govt.	Aided	SC	ST	OBC	GEN
55.70	56.89	54.76	55.23	64.52	55.00	60.45	49.55	80.00	61.90	58.91

Performance on Learning Outcomes (LOs)

Learning Outcomes	Description	Average Performance(%)
L813	Read textual/non-textual materials with comprehension and identifies the details, characters, main idea and sequence of ideas and events while reading	55.70

Range of Performance of Students who Answered Correctly							
Below 30%		30% - 50%		50% - 75%		Above 75%	
Number	%	Number	%	Number	%	Number	%
194	16.91	254	22.14	442	38.54	257	22.41

Lowest Performing Learning Outcomes (LOs)

1 - Read textual/non-textual materials with comprehension and identifies the details, characters, main idea and sequence of ideas and events while reading (55.70)